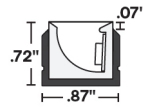





Q-CAP KURV™-BK FOR TUNABLE APPLICATIONS

24VDC Flexible Fixtures



- Flexible encapsulated fixture with black housing
- Side bend
- 10" bend radius
- Interior and exterior rated
- Five different mounting options
- Available in a seamless configuration for a continuous line of light
- Utilize clear endcaps for continuous runs
- When using DALI and DMX power supplies, LED wattage must be doubled
- Q-CAP flexible fixtures are not field cuttable
- IK10 impact rated

1	2	3	4	5	6	7	8	9	10	11	12
PRODUCT	MOUNTING	RATED	CCT	WATTAGE	LENS	WIRE INPUT/ OUTPUT	CONNECTOR/ WIRE IN	CONNECTOR/ WIRE OUT	END CAPS	LENGTH (IN)	EXACT/ OPTIMAL

Sample Part Number: **KURV-BK-DW-PPS-2-DRY-24/30-1.5HE-ENC/TL-P1-BW-BW-N/A-48"-E**

1

PRODUCT

KURV-BK-DW

KURV-BK-DW-USA

Select USA option for BA, BAA and BABA projects.

LED engine is built with 3 wires requiring 0-10v, DMX or DALI control. Using DALI, DMX, or non QTL power supplies may double watts/ft. See last page for compatible power supplies.

2

MOUNTING

PL

PPS-2

PPS-96

BN-SB-BK-16'

BN-SB-BK-32'

Plastic Clip

PVC Clip

PVC Channel

16' BENDIT Side Black Stainless Channel

32' BENDIT Side Black Stainless Channel

PPS mounting clip recommended for seamless applications

3

RATED

DRY

WET

IP20

IP67

4

CCT

24/30

27/40

2400K/3000K

2700K/4000K

5

WATTAGE

1.5HE

2.5HE

1.5WHE-SO

2.5WHE-HO

SO: Standard Output

HO: High Output

6

LENS

ENC/CL

ENC/TL

Encapsulated in Clear

Encapsulated in Translucent

For representation of LED visibility, see Diode Visibility section on following pages

7

WIRE INPUT/OUTPUT

S1

S2

S3

S4

S5

S6

Single 1 (Input only) - End Feed

Single 2 (Input only) - Bottom Feed

Single 3 (Input only) - Left Side Feed

Single 4 (Input only) - Right Side Feed

Single 5 (Input only) - Seamless Feed

Single 6 (Input only) - Seamless Feed

P1

P2

P3

P4

P5

P6

Pass Through 1 (Input/Output) - End Feed

Pass Through 2 (Input/Output) - Bottom Feed

Pass Through 3 (Input/Output) - Left Side Feed

Pass Through 4 (Input/Output) - Right Side Feed

Pass Through 5 (Input/Output) - Seamless Feed

Pass Through 6 (Input/Output) - Seamless Feed

8

CONNECTOR/WIRE IN

BW

CON6

CON24

Bare Wire (Standard 24")

Connector 6"

Connector 24"

BW: Standard length is 24". Max length is 120". Request custom length by writing in part number next to BW (example: BW48)

BW

CON6

CON24

Bare Wire (Standard 24")

Connector 6"

Connector 24"

BW: Standard length is 24". Max length is 120". Request custom length by writing in part number next to BW (example: BW48)

9

CONNECTOR/WIRE OUT

N/A

Closed End (No feed)

BW

CON6

CON24

Bare Wire (Standard 24")

Connector 6"

Connector 24"

BW: Standard length is 24". Max length is 120". Request custom length by writing in part number next to BW (example: BW48)

10

END CAPS

CL

BK

Clear

Black

N/A

Not Applicable

11

LENGTH (IN)

Minimum length is 12", maximum length is 188" not including end caps. Contact us for lengths under 12". Available in 2" increments.

12

EXACT/OPTIMAL

O

E

Optimal Illumination

Exact Specified Length

Exact fixtures match the exact length you specify, but they may have dim spots at the ends. Optimal fixtures are slightly shorter than the length specified, but provide full illumination from end to end.

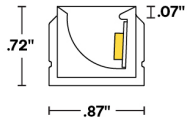
5 year warranty | Field modifications are not covered under QTL warranty | Side Bend | Data subject to change, all data has +/- 5% tolerance | PPS-FT is to be cut at QTL to requested length | Warranty only valid with QTL power supplies | Not field cuttable



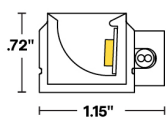
Q-CAP KURV™-BK FOR TUNABLE APPLICATIONS

24VDC Flexible Fixtures

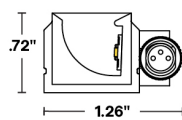
1 PRODUCT - DIMENSIONS



Profile
(Standard)



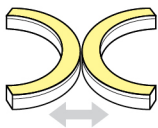
Profile
(Seamless bare wire)



Profile
(Seamless CON6-24)

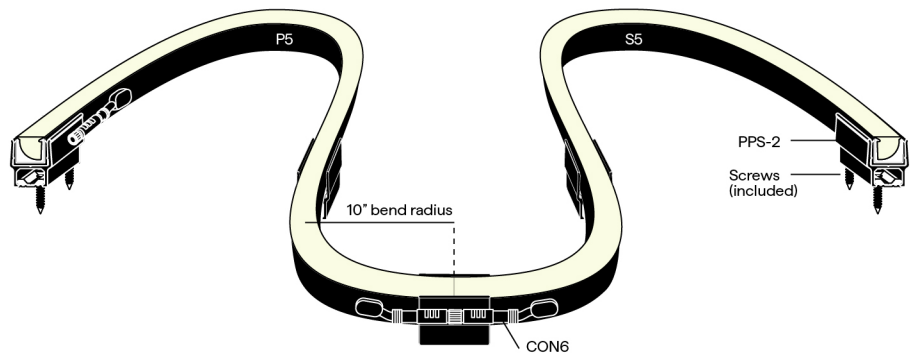
BEND RADIUS

Side Bend



10" bending radius

FLEXIBILITY



2 MOUNTING

PL

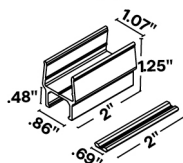


Plastic Clip
Black clip standard with
black extrusion

To order separately use PLC-03-BK

Each clip comes with a #4x5/8" flat screw

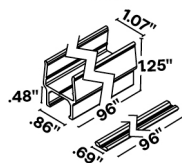
PPS-2



PVC Mounting Clip

To order separately use KURV-BK-PPS-2

PPS-96

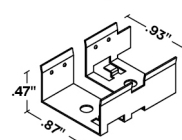


96" straight linear run

To order separately use KURV-BK-PPS-96

Each clip comes with a #8" flat screw

BN-SB



BENDIT Channel
Horizontal Stainless Steel
Flexible Channel

Continuous mounting solution for flexible fixtures, 16' or 32' field cuttable lengths

To order separately use either STND-QCAP-BN-SB-W-BK-16', or STND-QCAP-BN-SB-W-BK-32'

64 #4-40 1/2" screws provided per 16'



Q-CAP KURV™-BK FOR TUNABLE APPLICATIONS

24VDC Flexible Fixtures

4 / 5 DELIVERED LUMENS

[Calculated L70 = 40000 hrs]
Tested with KURV-BK-DW-PL-DRY

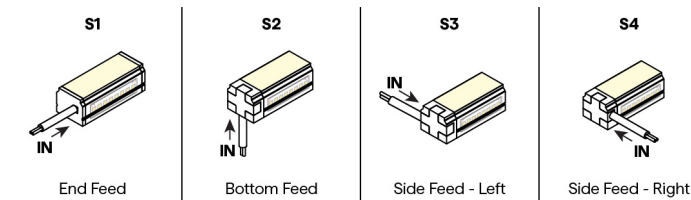
CCT	1.5HE W/FT				2.5HE W/FT			
	ENC/CL		ENC/TL		ENC/CL		ENC/TL	
	LM	CRI	LM	CRI	LM	CRI	LM	CRI
2400K	108	93	91	92	171	94	142	92
2700K	112	98	90	97	171	98	142	98
3000K	123	96	92	96	182	96	146	96
4000K	111	97	113	97	176	97	172	97

TEMPERATURE RATINGS

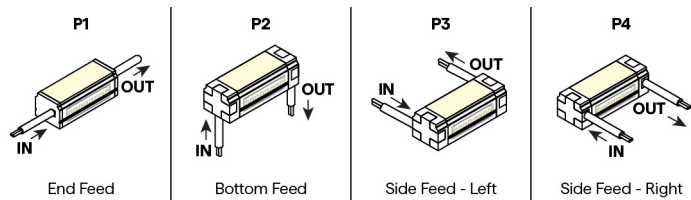
	DW 1.5 HE W/FT		DW 3.0 HE W/FT		DW 2.5 HE W/FT		DW 5.0 HE W/FT	
	QTL power supply other than DALI, DMX		DALI, DMX, or non-QTL power supply		QTL power supply other than DALI, DMX		DALI, DMX, or non-QTL power supply	
	Min	Max	Min	Max	Min	Max	Min	Max
Ambient Operating Temp - Surface	-4°F	140°F	-4°F	130°F	-4°F	130°F	-4°F	110°F
Storage Temp	-4°F	140°F	**	**	-4°F	140°F	**	**
Installation Temp	50°F	100°F	**	**	50°F	100°F	**	**

7 WIRE INPUT/OUTPUT

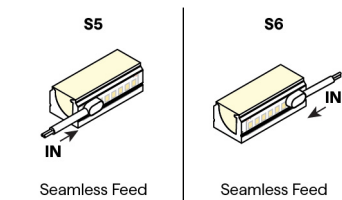
SINGLE (Input only)



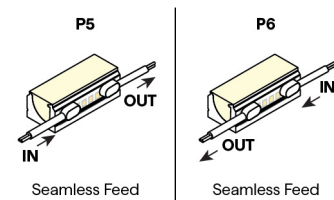
PASS THROUGH (Input/Output)



SEAMLESS SINGLE (Input only)



SEAMLESS PASS THROUGH (Input/Output)

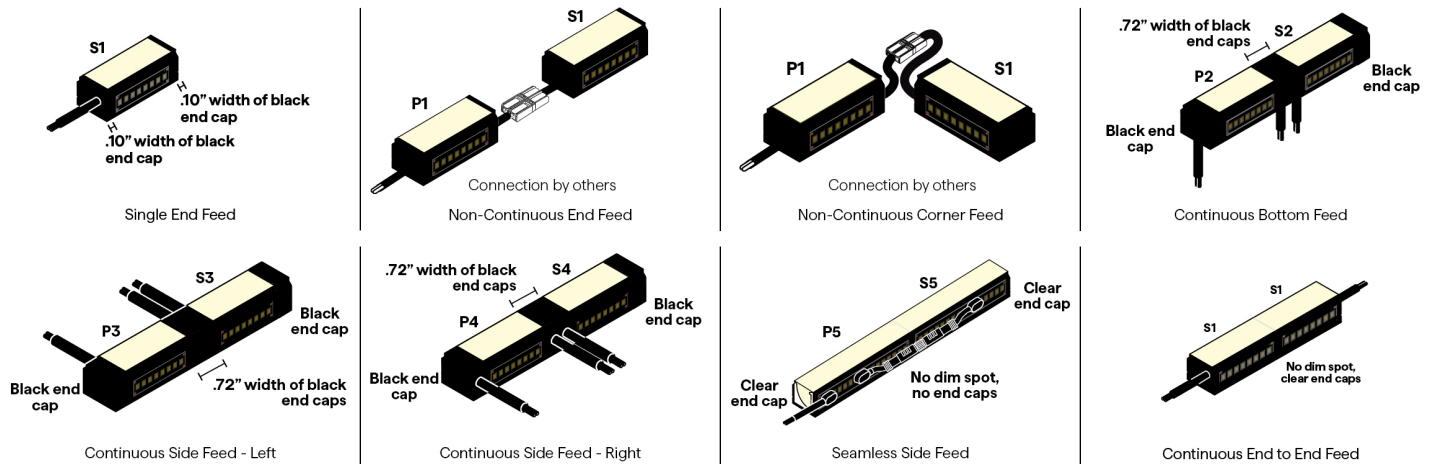




Q-CAP KURV™-BK FOR TUNABLE APPLICATIONS

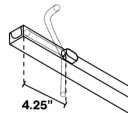
24VDC Flexible Fixtures

CONFIGURATION OPTIONS



SEAMLESS

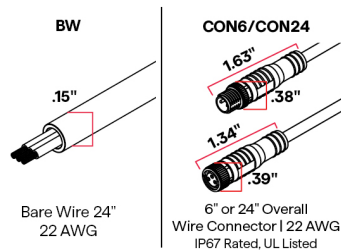
Shown with bare wire, connectors vary



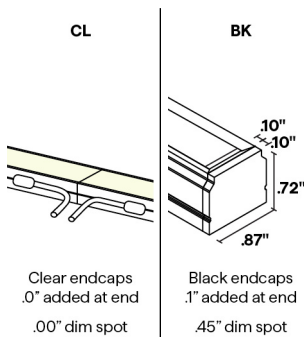
Omnidirectional wireways
S5, S6, P5, P6

8 / 9 CONNECTOR/WIRE - IN/OUT

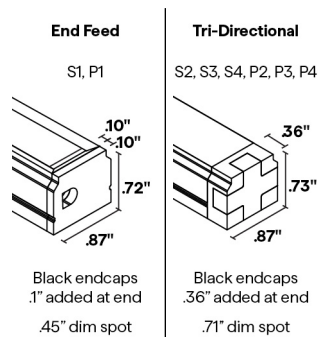
Connector/Wire In or Out not needed to specify product. Typical selection is S1 for Wire Input/Output, BW for Connector/Wire In, N/A for Connector/Wire Out, and BK for End Caps



10 END CAPS (NO FEED)



END CAPS (WITH FEED)



11 LENGTH - WIRING DETAIL

Available in 2" increments 12"-188"





Q-CAP KURV™-BK FOR TUNABLE APPLICATIONS


24VDC Flexible Fixtures

12 EXACT/OPTIMAL FIXTURE LENGTH

[E/O Length Calculator →](#)

[E/O Explained →](#)

Exact fixtures are the exact length specified. Optimal fixtures' length is rounded down based on LED cut points to allow the fixture to be illuminated end to end. For runs with multiple fixtures that need to fill a specific length, it's recommended to order all optimal fixtures with an exact fixture at the end of the run.



DW-HE LENGTHS BY INCH

Available in any length in between 12" and 191", chart below shows example lengths. Exact fixtures are the length specified. Optimal fixtures' length is rounded down with illumination end to end. All fixtures' tolerance is +0 - 1/8". Consult factory for lengths under 12".

EXACT LENGTH

Requested Length	Potential dim spot on either end of fixture with S1 wireway
12"	1"
13"	.5"
14"	1"
15"	.5"
16"	1"
17"	.5"
18"	1"
19"	.5"
20"	1"
21"	.5"
22"	1"
23"	.5"
24"	1"
36"	1"
48"	1"
60"	1"
72"	1"
84"	1"
96"	1"

OPTIMAL LENGTH: highlighted rows are closest to requested nominal length

Requested Nominal Length	S1		S2 & S3 & S4		P1		P2 & P3 & P4		S5 & S6 & P5 & P6	
	S1	S2	S3	S4	P1	P2	P3	P4	S5	P6
12"	10.78"		11.11"		11.15"		11.83"		10.4"	
13"	12.78"		11.11"		11.15"		11.83"		12.4"	
14"	12.78"		13.11"		13.15"		13.83"		12.4"	
15"	14.78"		13.11"		13.15"		13.83"		14.4"	
16"	14.78"		15.11"		15.15"		15.83"		14.4"	
17"	16.78"		15.11"		15.15"		15.83"		16.4"	
18"	16.78"		17.11"		17.15"		17.83"		16.4"	
19"	18.78"		17.11"		17.15"		17.83"		18.4"	
20"	18.78"		19.11"		19.15"		19.83"		18.4"	
21"	20.78"		19.11"		19.15"		19.83"		20.4"	
22"	20.78"		21.11"		21.15"		21.83"		20.4"	
23"	22.78"		21.11"		21.15"		21.83"		22.4"	
24"	22.78"		23.11"		23.15"		23.83"		22.4"	
36"	34.78"		35.11"		35.15"		35.83"		34.4"	
48"	46.78"		47.11"		47.15"		47.83"		46.4"	
60"	58.78"		59.11"		59.15"		59.83"		58.4"	
72"	70.78"		71.11"		71.15"		71.83"		70.4"	
84"	82.78"		83.11"		83.15"		83.83"		82.4"	
96"	94.78"		95.11"		95.15"		95.83"		94.4"	

COMPATIBLE POWER SUPPLIES

See power supplies cut sheets for more information. Data subject to change, all data has +/- 5% tolerance.

DIM TO LEVEL	INDOOR	OUTDOOR
	DW-HE Tunable Applications	DW-HE Tunable Applications
0.1%	QT-CAB-eLED+DALI-DT6 QT-CAB-eLED+DALI-DT8 QT-CAB-eLED+DALI-DT8-AWN QT-CAB-eLED+TW QT-CAB-eLED+TW-AWN QTM-eLED+DALI-DT6 QTM-eLED+DALI-DT8 QTM-eLED+DALI-DT8-AWN QTM-eLED+TW QTM-eLED+TW-AWN QZ-DMX	Q-SET-QZ-DMX QOM-eLED+DALI-DT6 QOM-eLED+DALI-DT8 QOM-eLED+PS-DALI-DT6 QOM-eLED+PS-DALI-DT8 QOM-eLED+TW QZ-DMX
1%	QZ-DALI-DT8	Q-SET+QZ-DALI-DT8 QZ-DALI-DT8
10%	Non-Dim Power Supply with TW App Dongle	



Q-CAP KURV™-BK FOR TUNABLE APPLICATIONS

24VDC Flexible Fixtures

DIMMING PROTOCOL	INDOOR	OUTDOOR
	DW-HE Tunable Applications	DW-HE Tunable Applications
0-10V	QT-CAB-eLED+TW QT-CAB-eLED+TW-AWN QTM-eLED+TW QTM-eLED+TW-AWN	QOM-eLED+TW
Lutron Athena	QT-CAB-eLED+DALI-DT8-AWN QT-CAB-eLED+TW-AWN QTM-eLED+DALI-DT8-AWN QTM-eLED+TW-AWN	
DMX LED wattage must be doubled for DW-HE products	QZ-DMX	Q-SET-QZ-DMX QZ-DMX
DALI-2: DT6 LED wattage must be doubled for DW-HE products except for AWN	QT-CAB-eLED+DALI-DT6 QTM-eLED+DALI-DT6	QOM-eLED+DALI-DT6
DALI-2: DT8 LED wattage must be doubled for DW-HE products except for AWN	QT-CAB-eLED+DALI-DT8 QT-CAB-eLED+DALI-DT8-AWN QTM-eLED+DALI-DT8 QTM-eLED+DALI-DT8-AWN QZ-DALI-DT8	Q-SET+QZ-DALI-DT8 QOM-eLED+DALI-DT8 QZ-DALI-DT8
SCENE App Dimmed	Non-Dim Power Supply with TW App Dongle	

COMPATIBLE MOUNTING ACCESSORIES

Q-ANGLE	NJ-LARGE	NU-LARGE	SD-J-LARGE	BL-LARGE	NL-LARGE	SD-L-LARGE
Adjustable mounting accessory	J Mounting Bracket	U Mounting Bracket	J Mounting Bracket	Backwards L Mounting Bracket	L Mounting Bracket	L Mounting Bracket

COMPATIBLE WIRING ACCESSORIES

Q-mini-J5	CON120-EXT	CON FOUR-FER
UL Listed, miniature junction box, DRY/DMP (WET rated with silicone)	10ft Con cable extender DRY/DMP/WET	Splits lead from one to four LED Con connectors DRY/DMP/WET

COMPATIBLE CONTROL ACCESSORIES

SCENE APP DONGLE





Q-CAP KURV™-BK FOR TUNABLE APPLICATIONS

24VDC Flexible Fixtures

COMPATIBLE APPS

NFC APP



Read and write
DMX addresses and
adjust voltage